












TOURING

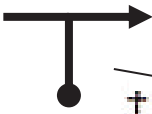




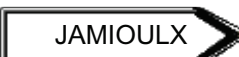

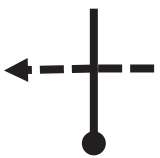
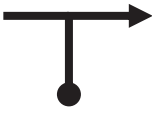

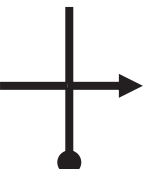
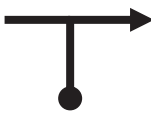

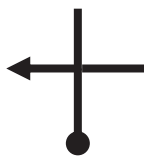
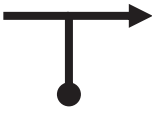
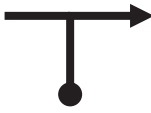
Boucle	CH	Endroits		KM		Timing		Moyenne
						<i>Touring</i>		<i>Touring</i>
1	CH1	Loverval						
1	CH2	Nalinnes Bultia		4,9		0:10		27,8
1	CH3	Ham/S/Heure	#	8,7		0:11		44,0
1	CH4	Donstiennes		8,7		0:11		44,7
1	CH5	Leers Fosteau		14,4		0:19		43,7
1	Start RT1	Leers Fosteau		0,2		0:03		3,0
1	CH 6	Beaumont In		25,1		0:35		41,9
Total					61,9		1:32	
Regroup 1	CH7	Beaumont out				0:15		

Organisation

0495.57 60 64 - 0475 269 373

Boucle 1 Touring CH Loverval -> CH Nalinnes Bultia 4,9 Km -10 '					
0,00			 	0,63	
1	0,00			8	1,77
0,03				0,81	
2	0,03			9	2,58
0,27				2,00	
3	0,30			10	4,58
0,15				0,01	
4	0,45			11	4,59
0,35				0,18	
5	0,80			12	4,77
0,18				0,08	
6	0,98			13	4,85
0,16					
7	1,14			14	







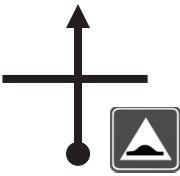

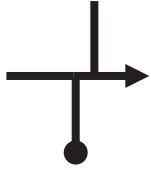


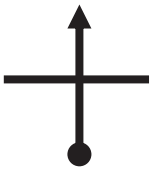
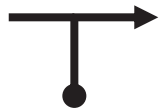

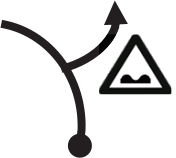


Boucle 1 Touring CH Nalennes Bultia-> CH Ham/heure 8,7 Km - 11 '

0,00			 	0,03		
1	0,00			8	3,84	
1,11				0,28		
2	1,11			9	4,12	
0,50				0,46		
3	1,61			10	4,58	
0,03				0,58		
4	1,64			11	5,16	
0,80				0,35		
5	2,44			12	5,51	
0,34				1,51		
6	2,78			13	7,02	
1,03				0,59		
7	3,81			14	7,61	


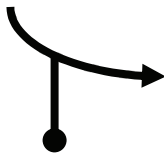
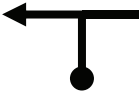
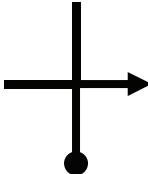

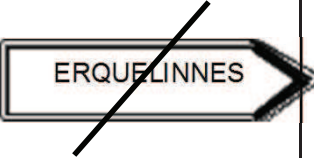

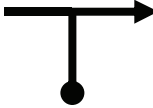

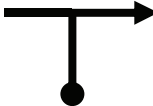

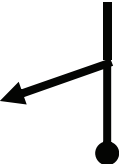

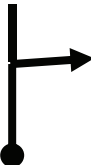
Boucle 1 Touring CH Nalinnes Bultia-> CH Ham/heure 8,7 Km - 11 '


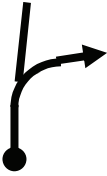
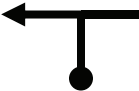
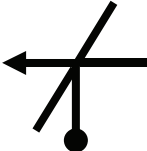
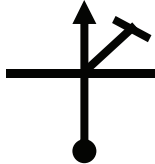

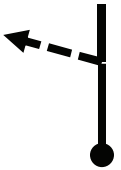
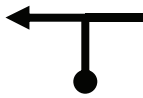

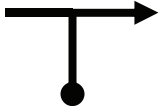
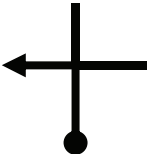
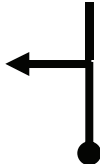

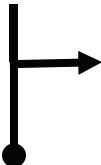

1,04				22			
16				23			
17				24			
18				25			
19				26			
20				27			
21				28			

Boucle 1 Touring CH Ham/heure -> CH Thuillies 8,7 Km - 11'						
0,00					1,19	
1	0,00				8	5,10
0,13				0,75		
2	0,13			9	5,85	
2,40				1,69		
3	2,53			10	7,54	
0,67				1,18		
4	3,20			11	8,72	
0,57						
5	3,77			12		
0,06						
6	3,83			13		
0,08						
7	3,91			14		

Boucle 1 Touring CH Thuillies -> CH Leers 14,4 Km - 19'							
0,00				0,27			
1	0,00			8	6,18		
1,61				0,23			
2	1,61			9	6,41		
0,11				0,18			
3	1,72			10	6,59		
0,05				0,48			SLOW !!
4	1,77			11	7,07		
1,77			SLOW !!	0,25			SLOW !!
5	3,54			12	7,32		
1,21			SLOW !!	0,90			
6	4,75			13	8,22		
1,16				0,96			
7	5,91			14	9,18		

Boucle 1 Touring CH Thuillies -> CH Leers 14,4 Km - 19 '					
1,78					
15	10,96			22	
0,86					
16	11,82			23	
0,96					
17	12,78			24	
1,60					
18	14,38			25	
0,16					
19	14,54			26	
20				27	
21				28	

Boucle 1 Touring Start RT1 -> CH Beaumont In 25,1 Km 35'						
0,00		START RT 1 FF1-2-3 entre Km 1 et 22 Moyenne = Table 1		0,11		
1	0,00			8	3,53	
0,01				0,06		
2	0,01			9	3,59	
0,64				0,32		
3	0,65			10	3,91	
0,33			SLOW !!	0,41		
4	0,98			11	4,32	
1,40			SLOW !!	2,50		
5	2,38			12	6,82	
0,24				1,49		
6	2,62			13	8,31	
0,80				0,54		
7	3,42			14	8,85	

Boucle 1 Touring Start RT1 -> CH Beaumont In 25,1 Km 35'						
0,91			0,45			
15	9,76		22	13,73		
1,01			0,20			
16	10,77		23	13,93		
0,75			1,40			
17	11,52		24	15,33		
0,64			0,21			
18	12,16		25	15,54		
0,67			0,31			
19	12,83		26	15,85		
0,13			1,12			
20	12,96		27	16,97		
0,32			0,94			
21	13,28		28	17,91		

Boucle 1 Touring Start RT1 -> CH Beaumont In 25,1 Km 35'					
0,99			1,35		
29 18,90			36 23,55		
0,75			0,11		
30 19,65			37 23,66		
1,46			1,13		
31 21,11			38 24,79		
0,34			0,27		
32 21,45			39 25,06		
0,11			0,06		
33 21,56			40 25,12		
0,03					
34 21,59			41		
0,61					
35 22,20			42		

TABLE 1 MOYENNE BOUCLES DE CHARLEROI 2018						TOURING				
1	1:20		7,2	09:56		13,4	18:40		19,6	27:13
1,2	1:40		7,4	10:12		13,6	18:56		19,8	27:29
1,4	1:56		7,6	10:28		13,8	19:12		20	27:45
1,6	2:12		7,8	10:44		14	19:28		20,2	28:01
1,8	2:28		8	11:02		14,2	19:45		20,4	28:17
2	2:44		8,2	11:18		14,4	20:01		20,6	28:33
2,2	3:04		8,4	11:34		14,6	20:18		20,8	28:49
2,4	3:24		8,6	11:50		14,8	20:34		21	29:07
2,6	3:44		8,8	12:06		15	20:51		21,2	29:25
2,8	4:00		9	12:22		15,2	21:08		21,4	29:43
3	4:16		9,2	12:38		15,4	21:25		21,6	30:01
3,2	4:32		9,4	12:54		15,6	21:42		21,8	30:19
3,4	4:48		9,6	13:10		15,8	21:59		22	30:37
3,6	5:04		9,8	13:26		16	22:16		22,2	30:55
3,8	5:20		10	13:42		16,2	22:33		22,4	31:13
4	5:36		10,2	13:58		16,4	22:49		22,6	31:31
4,2	5:52		10,4	14:16		16,6	23:05		22,8	31:49
4,4	6:08		10,6	14:32		16,8	23:21		23	32:07
4,6	6:24		10,8	14:48		17	23:37		23,2	32:25
4,8	6:42		11	15:04		17,2	23:53		23,4	32:43
5	6:58		11,2	15:20		17,4	24:09		23,6	33:01
5,2	7:14		11,4	15:36		17,6	24:27		23,8	33:19
5,4	7:30		11,6	15:52		17,8	24:45		24	33:37
5,6	7:46		11,8	16:08		18	25:03		24,2	33:55
5,8	8:02		12	16:24		18,2	25:21		24,4	34:13
6	8:18		12,2	16:44		18,4	25:37		24,6	34:31
6,2	8:34		12,4	17:04		18,6	25:53		24,8	34:49
6,4	8:50		12,6	17:24		18,8	26:09		25	35:07
6,6	9:06		12,8	17:44		19	26:25		25,2	35:25
6,8	9:24		13	18:04		19,2	26:41		25,4	35:43
7	9:40		13,2	18:24		19,4	26:57		25,6	36:03